

**Hand dryer | Saniflow push-button operated stainless steel
AISI 304 bright finish**
Código: E05C
General description

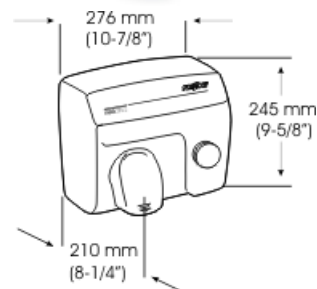
- Warm air hand dryer.
- Push-button operated.
- Maximum power and airflow.
- Maximum robustness and vandal-proof.
- Suitable for very high traffic facilities.
- It normally goes along with a soap dispenser.

Components and Materials

- Stainless steel AISI 304 one-piece cover bright finish, 1,5 mm thick. Cover fixed to the base by means of 2 vandal-proof lock screws and lock with special Saniflow ® wrench.
- Base in aluminium, 3 mm thick, with 4 Ø 8 mm holes for wall mounting.
- Fire resistant plastic UL 94-VO fan scroll.
- Universal brush motor, 5500 rpm, F class, incorporates a safety thermostat and a self-resetable thermal cut-off at 120 °C.
- Aluminium centrifugal double symmetrical inlet fan wheel.
- Waved wire NiCr heating element on a mica frame that incorporates a self-resetable thermal cut-off at 80 °C.
- Nozzle in chrome plated zamak, 22 µ thick.
- Push-button in chrome plated zamak, 22 µ thick, that activates an electronic timer with a 35 second cycle.

Technical Specifications

Voltage - 220-240 V	Total power - 2250 W
Frequency - 50/ 60 Hz	Motor power - 250 W
Electrical isolation - clase I	Heating element power - 2000 W
Dimensions - 245x 276x 210 mm	Consumption - 10 A
Weight - 4,9 Kg	RPM - 5500
Effective airflow - 330 m ³ /h/ 5500 l/min	Air temperature(10 cm distance / 21 °C) - 53 °C
Nominal airflow - 470 m ³ /h / 7800 l/min	Noise level (at 2 m) - 70 dB
Air velocity - 96 Km/h	Protection level - IP23



Dim.: ±4%

Operation

Press the button to initiate the drying process. The dryer will go on with no interruption for 34 seconds.
Press the button to initiate the drying process. The dryer will go on with no interruption for 35 seconds.

Installation

Please refer to Back

Certificates & Qualifications

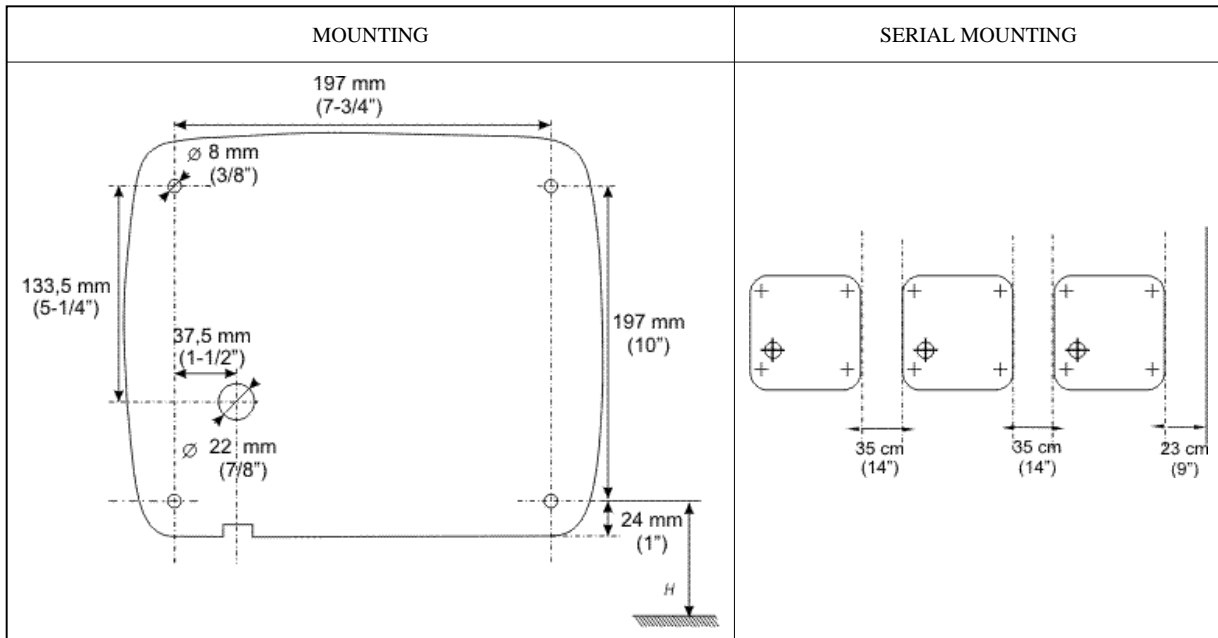
ISO 9001:2008, CE, VDE-GS, VDE-EMV, GOST, KONCAR, TRIPLE A, UL, CSA. COMPLIANT WITH ELECTRICAL SAFETY DIRECTIVES 73/23/CEE & 93/68/CEE AND ELECTRO-MAGNETIC COMPATIBILITY DIRECTIVES 89/336/CEE & 92/31/CEE.

Mediclinics, S.A., reserves the right to make changes and/or modifications to the products and their specifications without prior notice.

Revision 06-2005

mediclinics S.A



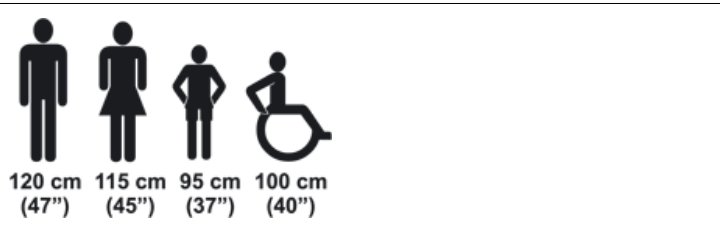


N° dryers to be fitted:

- In toilet areas with a normal frequency of use and only one wash-basin: 1 dryer.
- In toilet areas with a normal frequency of use and more than one wash-basin: 1 dryer for each 2 wash-basins.
- 1 row of 4 wash basins: 2 dryers; 1 row of 6 wash basins: 3 dryers; 1 row of 8 wash basins: 4 dryers.
- In toilet areas with high traffic and more than one wash-basin: 2 dryers for each 3 wash-basins.
- 1 row of 4 wash basins: 3 dryers; 1 row of 6 wash basins: 4 dryers; 1 row of 8 wash basins: 5 dryers.

Ideal Location:

Between the wash-basin and exit. It is not recommended to install dryer between wash-basins, next to urinals, lavatories and showers. If installing automatic dryers over marble surface or ledge, the minimum distance from the dryer to the ledge must be 400 mm. It is recommended that hand dryers be distributed throughout the washroom area to avoid overcrowding.



RECOMENDED HEIGHTS
DISTANCE FROM THE FLOOR

Specification

Surface mounted vandal resistant hand dryer shall be manufactured with one-piece 1,5 mm thick stainless steel AISI 304 cover, bright finish, and fixed to the base by means of 2 vandal-proof lock screws and lock with special Saniflow ® wrench. The back base shall be aluminium, 3 mm thick and with 4 holes Ø 8 mm for wall mounting. Cover shall be equipped with a chrome-plated 360° revolving vandal-resistant nozzle for hand and face drying. The nozzle, with an airflow diameter of 57 mm, should be equipped with a 1,5 thick zamak grill to make the inside components inaccessible. The dryer shall be activated using the chrome-plated zamak 22 µ thick push-button, that activates an electronic timer with a 35 second cycle before switching dryer off automatically. Motor shall be 250 W, 5.500 rpm, universal type, on resilient mounting, F class, incorporates a safety thermostat and a self-resetable thermal cut-off at 120 °C. The waved wire NiCr heating element mounted on a mica frame should be located inside the fan scroll, and should incorporate a self-resetable thermal cut-off which will disconnect at 80 °C. The fan wheel should be of aluminium, centrifugal with double symmetrical inlet, and the fan scroll shall be made of a fire resistant plastic UL 94-V0. Dryer shall deliver 330 m3/h of air at 53 °C and 96 Km/h velocity during user controlled drying cycle. The dryer shall have a total power of 2.250 W with a consumption of 10 A. Noise level should be 70 dB at 2 m distance. Protection level against water splashes should be rating IP23. Overall dimensions shall be 245 x 276 x 210 mm. Unit shall be VDE approved and CE marked and comply with electrical safety directives 73/23/CEE & 93/68/CEE and electromagnetic compatibility directives 89/336/CEE & 92/31/CEE.

Mediclinics, S.A., reserves the right to make changes and/or modifications to the products and their specifications without prior notice.

Revision 06-2005

mediclinics S.A

